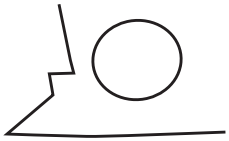


HOW TO DRAW WARREN!

IN SIX STEPS!

1



DRAW!

- A lightning bolt
- Connect it to a flat line
- A large circle


2



DRAW!

- The bottom of his jaw
- A line for his nostril
- A dot for his eyeball


3



DRAW!

- His fancy hair shape


4



DRAW!

- Add an eyebrow
- Add his freckles
- Add his bellhop hat!


5



DRAW!

- Silly teeth!

6



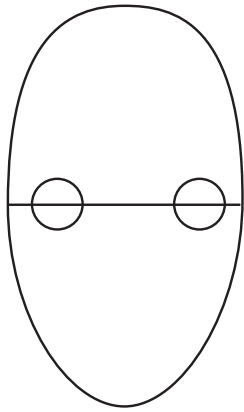
COLOR!

- Color in Warren's tongue, eyebrow, and hat!

HOW TO DRAW PETULA!

IN SIX STEPS!


1



DRAW!

- An upside-down egg shape
- A line across the middle of it
- Two small circles for eyes

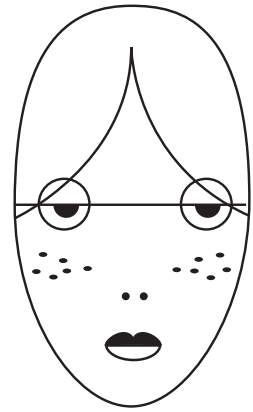
2



DRAW!

- Two half-circles for eyeballs
- Two dots for her nose.
- A small pair of lips

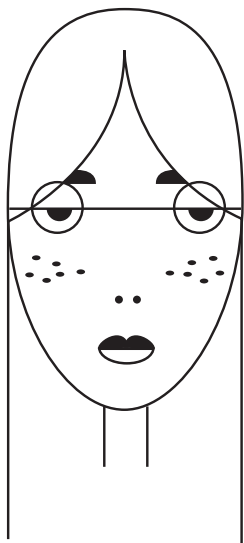
3



DRAW!

- An upside-down V for her hair
- Add six dots on each cheek for her freckles!

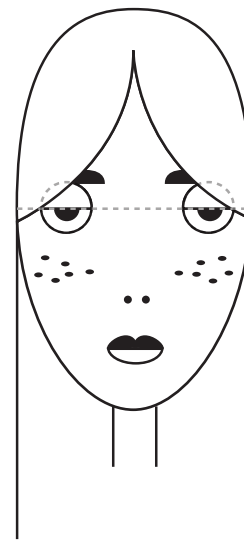
4



DRAW!

- Add two eyebrows
- 4 lines for her neck and hair


5



ERASE!

- Erase the dotted line lines

6



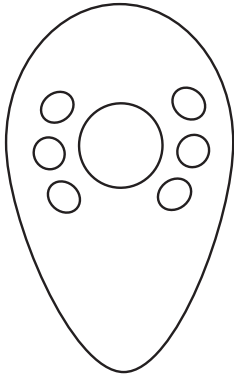
COLOR!

- Color in Petula's eyelids, lips, and hair

HOW TO DRAW SKETCHY!

IN SIX STEPS!

1



DRAW!

- An upside-down egg shape
- One big circle
- Six small circles


2



DRAW!

- 2 smaller circles in each circle
- A sideways moon for it's mouth


3



DRAW!

- 8 silly legs however you want!


4



DRAW!

- Some silly teeth
- A little tongue


5



ERASE!

- Erase the dotted line lines

6



COLOR!

- Color in Sketchy's skin